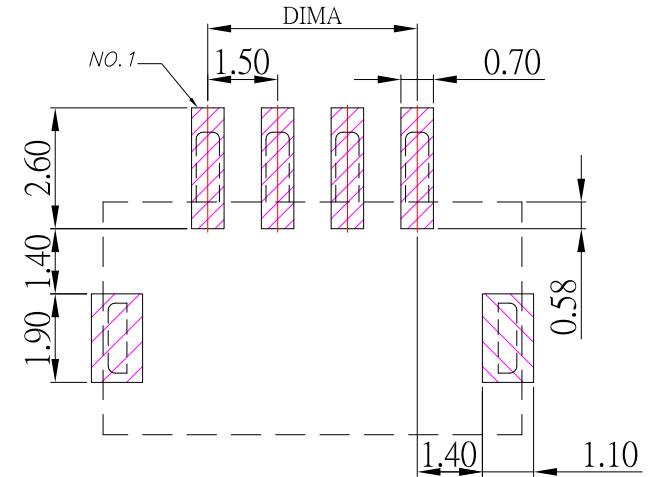


CKT	DIM A	DIM B
2	1.50	6.00
3	3.00	7.50
4	4.50	9.00
5	6.00	10.50
6	7.50	12.00
7	9.00	13.50
8	10.50	15.00
9	12.00	16.50
10	13.50	18.00
11	15.00	19.50
12	16.50	21.00
13	18.00	22.50
14	19.50	24.00
15	21.00	25.50
16	22.50	27.00
17	24.00	28.50
18	25.50	30.00
19	27.00	31.50
20	28.50	33.00



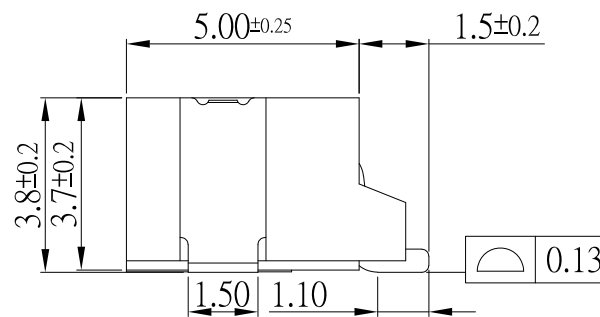
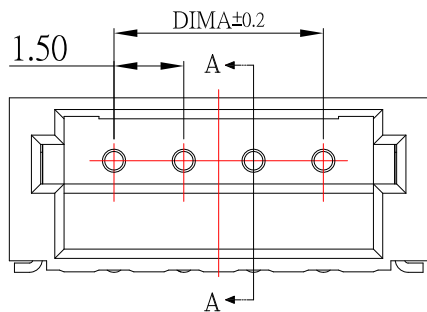
P.C.B LAYOUT

SPECIFICATIONS

- 1.Current rating : 1.0A , AC / DC
- 2.Voltage rating : 100V, AC / DC
- 3.Temperature rating : -25°C ~ +85°C
- 4.Insulation resistance : 500MΩ min.
- 5.Contact resistance : 20mΩ/Max

Material:

- 1.Housing : LCP
- 2.Contact : Brass,Tin over Nickel
- 3.Leg : Brass,Tin over Nickel



ITEM NO.	DESCRIPTION	DRAWN	DATE
5	更新圖面	Jack	102424
4	更新尺寸	Jack	091421
3	更新Rating及材質	Jack	031721
2	更新樣式及尺寸	Jack	101619
1	更新材質	Jack	080317



TOLERANCE UNLESS OTHERWISE STATED :

Up to 5	±0.2
Above 5 ~ 15	±0.3
Above 15 ~ 30	±0.4
Above 30 ~ 50	±0.5
Angle	±0.3°

3RD. ANGEL'S

DRAWN BY:	DATE	MAT'L	TITLE	CONNECTOR
Jack Lu	10/24/24			
CHECKED BY:	DATE	FINISH	MODLE	WAFER P : 1.50mm 臥式
Jacky Chen	10/24/24			
APPROVED BY:	DATE	SCALE	DWG NO.	WF-1501RSxx34-S304
Tony Kao	10/24/24	1 : 1		
SHEET NO.	1 of 1	PART NO.	WF-1501RSxx34-S304	
				SIZE A4
				VER R5